

Crimes Involving Drugs and Alcohol 2019 Massachusetts

Offenses include Drug/Narcotics Violations, Drug Equipment Violations, Driving Under the Influence, Liquor Law Violations and all offenses where the offender used alcohol or drugs.

DRUG/NARCOTIC VIOLATIONS



The unlawful cultivation, manufacture, distribution, sale, purchase, use, possession, transportation, or importation of any controlled drug or narcotic substance

Cases: 9,483

Clearance: 76.75%

↑ 3.51%

Compared to 2018

DRUG/NARCOTIC VIOLATION ARRESTS



Includes all arrests for drug/narcotics violations in the selected year, regardless of when the crime took place. Offenders arrested on other charges are not included.

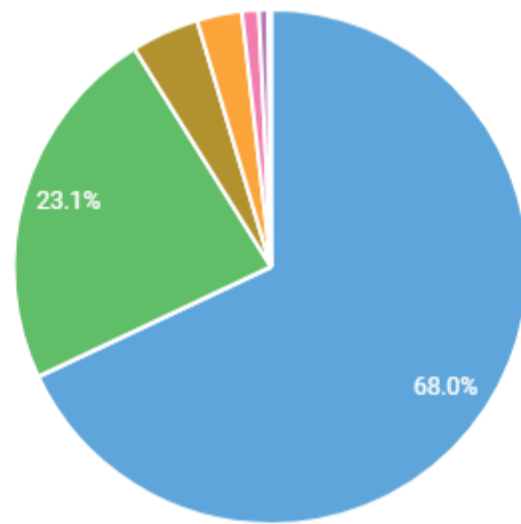
Arrests: 6,315

↓ -4.51%

Compared to 2018

CRIMINAL ACTIVITY TYPE

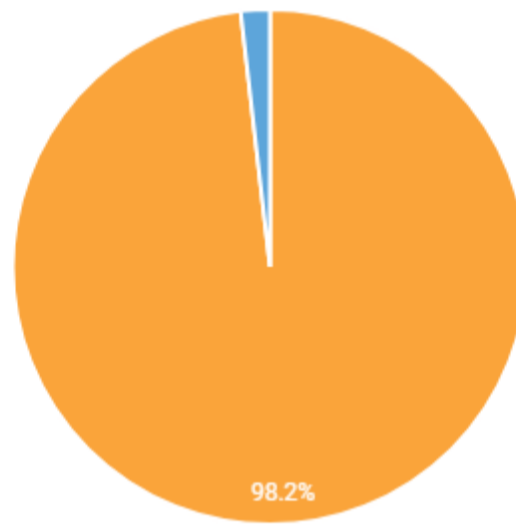
Drug Violations



- Possessing/Concealing
- Distributing/Selling
- Buying/Receiving
- Using/Consuming
- Transporting/Transmitting/Importing
- Cultivating/Manufacturing/Publishing
- Others

ARRESTEE AGE

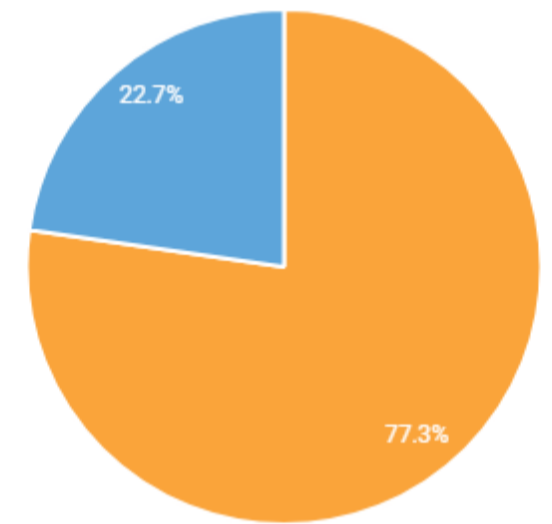
Drug Violations



- Adult
- Juvenile

ARRESTEE GENDER

Drug Violations



- Male
- Female



DRUG SEIZURES

Cases when drugs have been seized. Up to three drug types may be reported for any case.

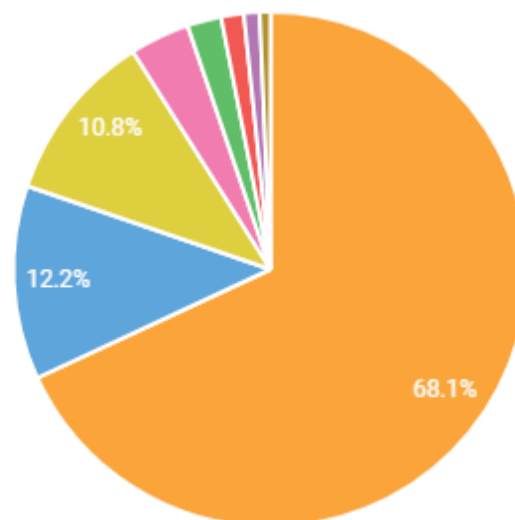
Seizures: 11,459

↑ 1.90%

Compared to 2018

BREAKDOWN BY DRUG TYPE

Number of cases where each drug type was seized



- Narcotics (e.g. Opium, Heroin, Cocaine)
- Marijuana/Hashish
- Other Drugs
- Stimulants
- Depressants (e.g. Barbiturates)
- Unknown Type Drug
- Hallucinogens (e.g. LSD and PCP)
- Other Stimulants



DRUG EQUIPMENT VIOLATIONS

The unlawful manufacture, sale, purchase, possession, or transportation of equipment or devices utilized in preparing and/or using drugs or narcotics

Cases: 162

Clearance: 61.11%

↓ -16.06%

Compared to 2018



DRUG EQUIPMENT VIOLATION ARRESTS

Includes all arrests for drug/narcotics equipment violations in the selected year, regardless of when the crime took place. Offenders arrested on other charges are not included.

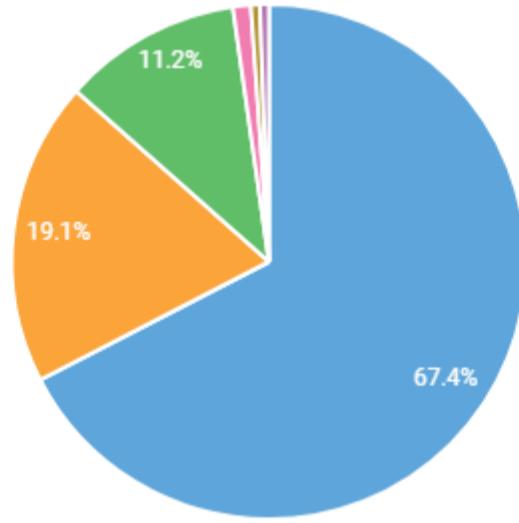
Arrests: 11

↓ -38.89%

Compared to 2018

CRIMINAL ACTIVITY TYPE

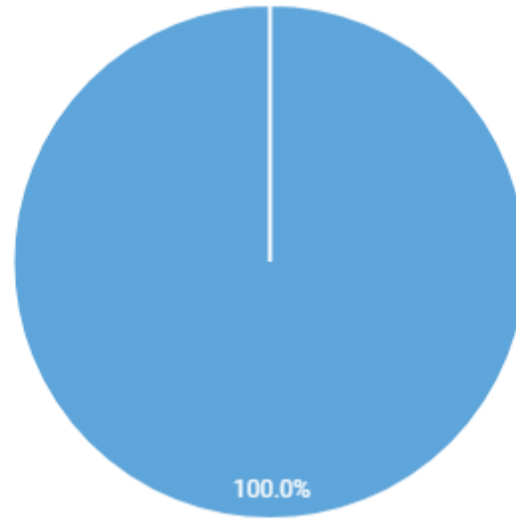
Drug Equipment Violations



- Possessing/Concealing
- Distributing/Selling
- Using/Consuming
- Buying/Receiving
- Cultivating/Manufacturing/Publishing
- All Others

ARRESTEE AGE

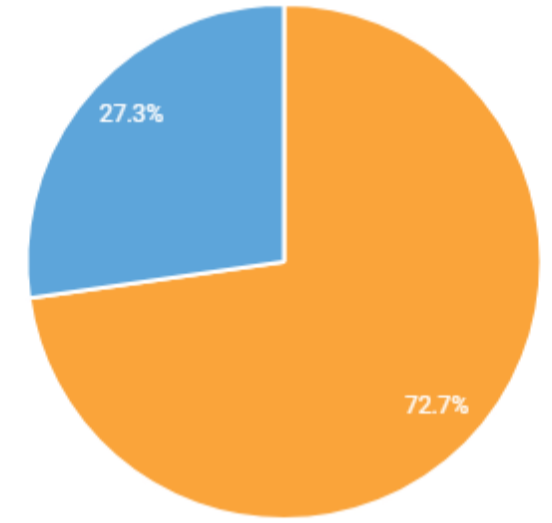
Drug Equipment Violations



- Adult

ARRESTEE GENDER

Drug Equipment Violations



- Male
- Female



DRIVING UNDER THE INFLUENCE ARRESTS

Driving or operating a motor vehicle or common carrier while mentally or physically impaired as the result of consuming an alcoholic beverage or using a drug or narcotic.

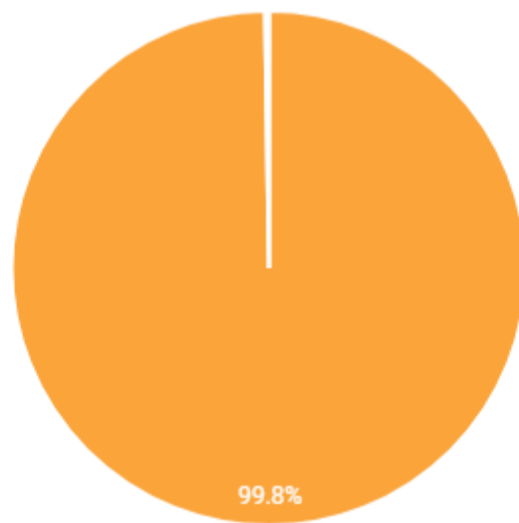
Cases: 7,749

↓ -0.59%

Compared to 2018

ARRESTEE AGE

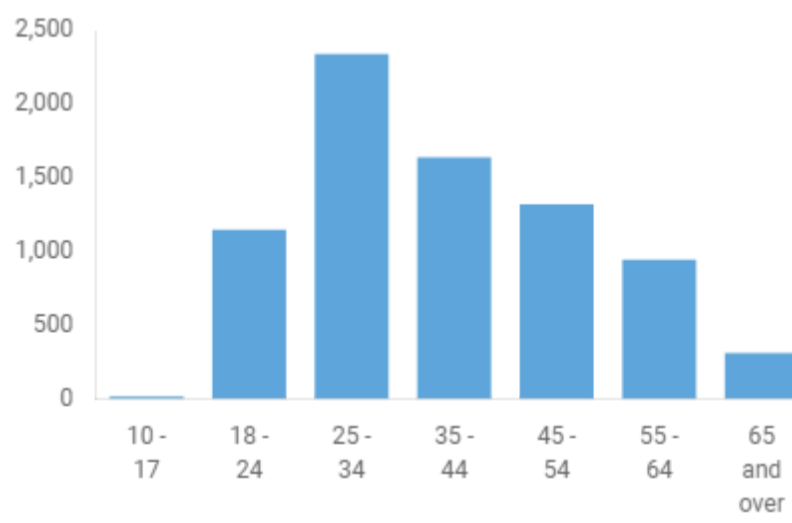
Driving Under the Influence



- Adult
- Juvenile

ARRESTEE AGE

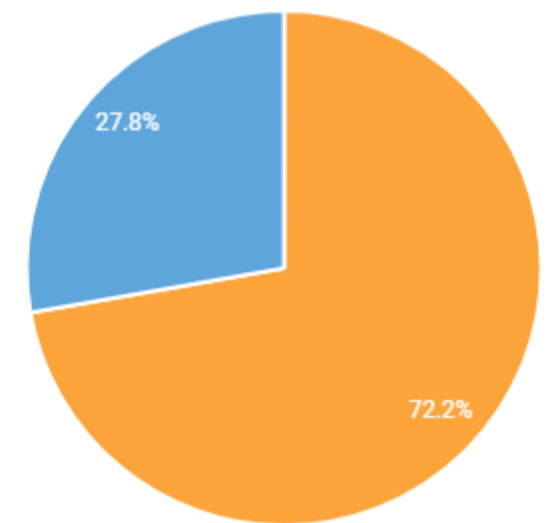
Detailed Breakdown of DUI Arrests



- Arrestee Age

ARRESTEE GENDER

Driving Under the Influence



- Male
- Female



WEAPON LAW VIOLATIONS

The violation of laws or ordinances prohibiting the manufacture, sale, purchase, transportation, possession, concealment, or use of firearms, cutting instruments, explosives, incendiary devices, or other deadly weapons.

Cases: 2,780

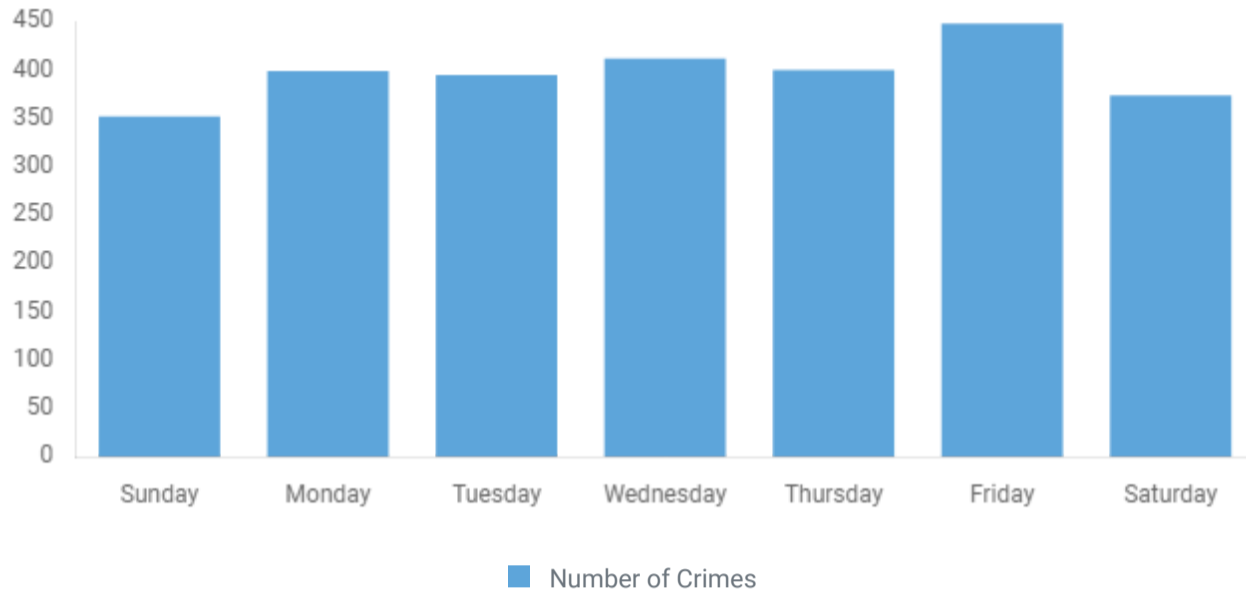
Clearance: 56.94%

↓ -0.36%

Compared to 2018

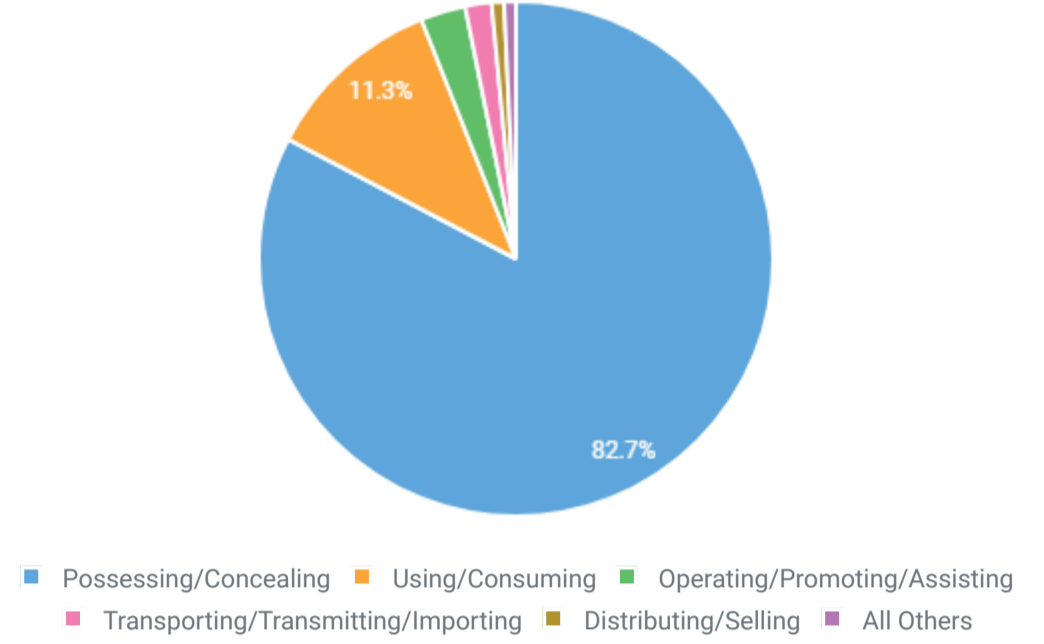
DAY OF WEEK

Weapon Law Violations



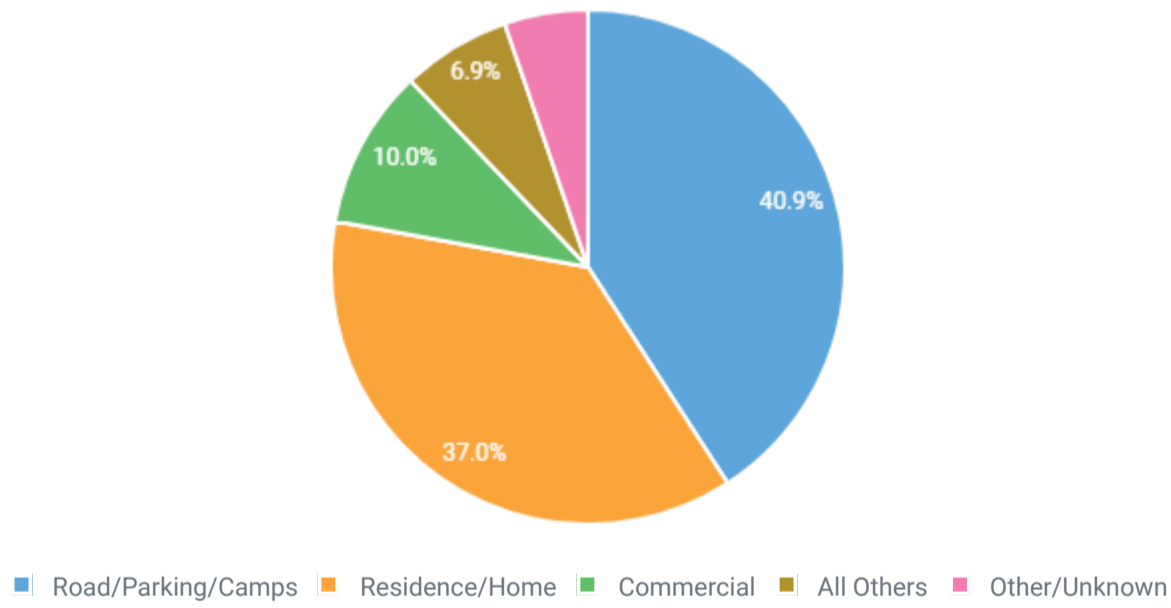
CRIMINAL ACTIVITY TYPE

Weapon Law Violations



LOCATION TYPE

Weapon Law Violations



OFFENDER AGE

Weapon Law Violations

